






A must-have for the piping of tubes

Reducing adaptors

These screw connections make two different tube diameters compatible.








	Reducer – cylindrical – Nickel-plated	Male thread	Female thread	Outer thread length mm	Inner thread length mm	Total length mm	Width across flats mm	Order no.
		G 1/8	G 1/8	6	8	16	13	13661
			G 1/4	6	10,5	19	17	12485
			G 3/8	6	11,5	20	19	13664
			G 1/2	6	15	24	24	12479
		G 1/4	G 1/4	8	10,5	21	17	12505
			G 3/8	8	11,5	22	19	13662
G 1/2	8		15	26	24	12478		
G 3/8	G 3/8	9	11,5	23	19	13668		
	G 1/2	9	15	27	24	12480		
G 1/2	G 1/2	10	15	28	24	12504		
	Reducer – conical – Nickel-plated	Male thread	Female thread	Outer thread length mm	Inner thread length mm	Total length mm	Width across flats mm	Order no.
		1/8 K	G 1/8	7,5	8	17,5	13	13663
			G 1/4	7,5	10,5	20,5	17	13697
			G 3/8	7,5	11,5	21,5	19	13665
			G 1/2	7,5	15	25,5	24	13805
		1/4 K	G 1/4	11	10,5	24	17	12711
			G 3/8	11	11,5	25	19	13666
G 1/2	11		15	29	24	13809		
3/8 K	G 3/8	11,5	11,5	25,5	19	13660		
	G 1/2	11,5	15	29,5	24	13669		
1/2 K	G 1/2	14	15	32	24	13670		
	Reducer Brass Special design	Male thread	Female thread	Outer thread length mm	Inner thread length mm	Total length mm	Width across flats mm	Order no.
		M 6 x 1	G 1/4	10	11	27	19	12488
		M 8 x 1	G 1/4	10	11	27	19	12489
			G 1/2	11	19	35	27	12484
		M 10 x 1	G 1/4	10	11	27	19	12486
G 1/2	11		19	35	27	12481		
M 12 x 1	G 1/4	10	11	27	19	12487		
	G 1/2	11	19	35	27	12482		
	Reducer – cylindrical – Nickel-plated	Male thread	Female thread	Outer thread length mm	Inner thread length mm	Total length mm	Width across flats mm	Order no.
		G 1/4	G 1/8	8	13	13	17	13672
		G 3/8	G 1/8	9	14	14	19	13671
		G 1/2	G 1/8	10	16	16	24	13078
		G 3/8	G 1/4	9	14	14	19	12507
		G 1/2	G 1/4	10	16	16	24	12506
G 3/8	10		16	16	24	13677		
	Reducer – conical – Nickel-plated	Male thread	Female thread	Outer thread length mm	Inner thread length mm	Total length mm	Width across flats mm	Order no.
		1/4 K	G 1/8	11	8	16	14	13079
		1/2 K	G 1/4	14	10,5	19,5	22	13676
			G 3/8	14	8	19,5	22	13674
		G 3/8	G 3/8	14	11,5	19,5	22	13080
3/8 K	G 1/4	11,5	10,5	16,5	17	14072		

Sleeves, Elbows, Tees

for the optimal running of fixed tubes from lubrication system to various lubrication points.



	Reducing Sleeve – cylindrical – Nickel-plated	Female thread	Female thread	Outer thread length mm	Inner thread length mm	Total length mm	Width over flats mm	Order no.
		G 1/8	G 1/4	8	10,5	18,5	17	13083
			G 3/8	8	11,5	19,5	19	13679
			G 1/2	8	15	23	24	13082
		G 1/4	G 3/8	10,5	11,5	22	19	13680
G 1/2	10,5		15	25,5	24	13081		
G 3/8	G 1/2	11,5	15	26,5	24	13681		
	Sleeve – cylindrical – Nickel-plated		Female thread		Inner thread length mm	Total length mm	Width over flats mm	Order no.
			G 1/8		15	15	13	13088
			G 1/4		21	21	17	12510
			G 3/8		23	23	19	13684
		G 1/2		30	30	24	13089	
	Female Elbow 90° – cylindrical – Nickel-plated		Female thread		Inner thread length mm		Width over flats mm	Order no.
			G 1/8		8		10	13087
			G 1/4		10,5		13	12509
			G 3/8		11,5		17	13694
		G 1/2		15		21	13086	
	Elbow 90° – conical – Nickel-plated	Male thread	Female thread	Outer thread length mm	Inner thread length mm		Width over flats mm	Order no.
		1/8 K 1/4 K	G 1/8	8	8		10	13961
			G 1/4	11	11		13	13215
			G 3/8	11,5	11,5		17	14073
		1/2 K	G 1/2	14	14		21	13267
	Female Tee – cylindrical – Nickel-plated		Female thread		Inner thread length mm		Width over flats mm	Order no.
			G 1/8		8		10	13085
			G 1/4		11		13	12508
			G 3/8		11,5		17	13695
		G 1/2		14		21	13084	
Hoses and tubes on the following pages								